



FORTALEZA (CE) - 17 DE DEZEMBRO DE 2024.
PROPOSTA DE PREÇOS ADEQUADA

AO(A) PREGOEIRO(A) DA,
PREFEITURA MUNICIPAL DE ACARAÚ - CE
COMISSÃO PERMANENTE DE LICITAÇÃO

REFERENTE PREGÃO ELETRÔNICO Nº: 1411.01 /2024-SRP
DATA E HORA DE ABERTURA: 03 DE DEZEMBRO DE 2024 ÀS 09:00HS

OBJETO: O OBJETO DA PRESENTE LICITAÇÃO É A ESCOLHA DA PROPOSTA MAIS VANTAJOSA PARA REGISTRO DE PREÇO VISANDO FUTURAS E EVENTUAIS AQUISIÇÕES DE MATERIAIS PERMANENTES (MOBILIÁRIO ESCOLAR E MATERIAL ESPORTIVO) PARA ATENDER A DEMANDA DA SECRETARIA DE EDUCAÇÃO DO MUNICÍPIO DE ACARAÚ/CE.

RAZÃO SOCIAL DA PROPONENTE: E JOTA COMERCE LTDA
CNPJ: 45.132.753/0001-99 | IE: 07.044497-8
ENDEREÇO: RUA ANTONIO DRUMOND, 326 - MONTE CASTELO - FORTALEZA - CE | CEP. 60.325-700
TELEFONE: (85) 99404-5584
BANCO: BANCO DO BRASIL | AGÊNCIA: 1369-2 | CONTA: 250000-0

PREZADOS SENHORES,

APRESENTAMOS A VOSSAS SENHORIAS NOSSA PROPOSTA DE PREÇOS, CONFORME PLANILHA ABAIXO, REFERENTE AO PREGÃO ELETRÔNICO Nº1411.01 /2024-SRP CUJO OBJETO É O OBJETO DA PRESENTE LICITAÇÃO É A ESCOLHA DA PROPOSTA MAIS VANTAJOSA PARA REGISTRO DE PREÇO VISANDO FUTURAS E EVENTUAIS AQUISIÇÕES DE MATERIAIS PERMANENTES (MOBILIÁRIO ESCOLAR E MATERIAL ESPORTIVO) PARA ATENDER A DEMANDA DA SECRETARIA DE EDUCAÇÃO DO MUNICÍPIO DE ACARAÚ/CE, CONFORME ESPECIFICAÇÕES CONTIDAS NO TERMO DE REFERÊNCIA DO EDITAL.

A PROPOSTA ENCONTRA-SE EM CONFORMIDADE COM AS INFORMAÇÕES PREVISTAS NO EDITAL E SEUS ANEXOS.

NESTA OPORTUNIDADE, TEMOS A DECLARAR, SOB AS PENAS DA LEI, QUE TOMAMOS PLENO CONHECIMENTO DOS PRODUTOS OBJETO DESTA LICITAÇÃO; QUE NÃO POSSUIMOS NENHUM FATO IMPEDITIVO PARA A PARTICIPAÇÃO DESTES CERTAME E QUE NOS SUBMETEMOS A TODAS AS CLÁUSULAS E CONDIÇÕES PREVISTAS NESTE EDITAL.

ITEM	UND.	QUANT	ESPECIFICAÇÃO	MARCA	VALUNT	VALTOTAL
------	------	-------	---------------	-------	--------	----------



E JOTA COMERCE LTDA
Rua Antônio Drumond, 326
Bairro: Monte Castelo
Fortaleza - Ceará - CEP: 60.325-700

CNPJ: 45.132.753/0001-99
I.E: 07.044497-8
Fone: (85) 9 9404.5584
ejota.adm@gmail.com



4	UNIDADE	200	CADEIRA GIRATÓRIA SEM BRAÇOS, TIPO SECRETÁRIA - Especificação: Cadeira operacional giratória, sem braço, tipo secretária, com encosto e assento moldados anatomicamente, confeccionadas em espuma injetada de densidade controlada de 50kg/m ³ com, no mínimo, 40mm de espessura e estrutura fabricada de madeira compensada de 12mm, fixação na base por parafusos e porcas garra, revestida em tecido poliéster, cor preta, encosto, com medidas/dimensões aproximadas mínimas (LxA): 400x320 mm e assento com medidas/dimensões aproximadas mínimas (LxP): 440x420 mm, medida regulável da altura assento/chão: 420mm a 500mm e estrutura fabricada em de aço tubular com parede mínima de 1,5mm, base a gás com regulagem de assento e 5 patas com rodízios duplos, e acabamento/revestimento em tinta eletrostática epóxi, cor preta, peso suportado mínimo, 150 kg, garantia mínima de 24 meses e de troca imediata ou reparo do produto no prazo de 30(dias), por defeitos de fabricação, desgaste acelerado ou avaria.	JFLEX	R\$	260,00	R\$	52.000,00
12	UNIDADE	150	ESTANTE DE AÇO COM 6(SEIS) PRATELEIRAS - *Especificação: Estante desmontável de aço aberta (nas laterais e fundo), 6 prateleiras, produzida em aço de alta resistência e qualidade, com medidas/dimensões aproximadas mínimas (lxaxp): 90x190x40 cm, 6 prateleiras, confeccionadas em chapa de aço #26(0,45mm), no mínimo, com dobras duplas nas laterais com reforço, tipo ômega, na parte inferior das prateleiras, capacidade mínima da prateleira: 50kg e 4 colunas confeccionadas em chapa de aço laminada de, no mínimo, 1 mm, unidas nas laterais da estante por 6 (seis) parafusos 3/8 de cada lado e acabamento/revestimento em tinta eletrostática epóxi, cor cinza, peso suportado mínimo, 300 kg, garantia mínima de 24 meses e de troca imediata ou reparo do produto no prazo de 30(dias), por defeitos de fabricação. "	EMECAL	R\$	330,00	R\$	49.500,00
18	UNIDADE	100	MESA PARA ESCRITÓRIO COM 2(DUAS) GAVETAS - Especificação: Mesa para escritório, com tampo produzido em madeira termo estabilizada MDF e/ou MDP de 25 mm, revestido em melamínica fixada através de processo industrial de prensa de baixa pressão, cor cinza, acabamento padrão com fita de borda PVC, medida aproximada altura tampo/chão: 75cm, em medidas/dimensões aproximadas mínimas (CxL): 120x60 cm, aparelhado com gaveteiro aéreo com 2 gavetas medindo (AxLxP) 200mmx290mmx375mm com variação de +/- 5%, fechadura cilíndrica, tipo yale, com chaves, botijão, e lingueta com fechamento simultâneo equipado com puxadores tipo alça em polietileno de alto impacto e estrutura produzida em aço, tratamento antiferruginoso, acabamento/revestimento com pintura em epóxi-pó, cor cinza e pés com sapatas fixas, peso suportado até 100 kg, garantia mínima de 24 meses e de troca imediata ou reparo do produto no prazo de 30(dias), por defeitos de fabricação, desgaste acelerado ou avaria.	JFLEX	R\$	298,00	R\$	29.800,00
VALOR TOTAL:							R\$	181.300,00
cento e trinta e um mil e trezentos reais								
VALOR GLOBAL DA PROPOSTA:							R\$	181.300,00
cento e trinta e um mil e trezentos reais								

PRAZO DE ENTREGA: CONFORME O EDITAL

1- DECLARO QUE O PRAZO DE EFICÁCIA DESTA PROPOSTA É DE 90 (NOVENTA) DIAS A CONTA DA DATA DE ABERTURA DO CERTAME.

2- DECLARO, SOB AS PENAS DA LEI, QUE OS PRODUTOS OFERTADOS ATENDEM TODAS AS ESPECIFICAÇÕES EXIGIDAS NO EDITAL E NA LEGISLAÇÃO EM VIGOR, EM ESPECIAL AQUELAS DETERMINADAS PELA ANVISA:

3- DECLARO QUE OS PREÇOS ACIMA INDICADOS CONTEMPLAM TODOS OS CUSTOS DIRETOS E INDIRETOS INCORRIDOS NA DATA DA APRESENTAÇÃO DESTA PROPOSTA INCLUINDO, ENTRE OUTROS: TRIBUTOS, ENCARGOS SOCIAIS, MATERIAL, DESPESAS ADMINISTRATIVAS, SEGURO, FRETE, LUCRO E QUAISQUER OUTRAS DESPESAS QUE INCIDAM OU VENHAM A INCIDIR SOBRE O OBJETO DESTA LICITAÇÃO, E QUE INFLUENCIEM NA FORMAÇÃO DOS PREÇOS DESTA PROPOSTA.

4- DECLARO QUE, CASO ESTA EMPRESA SEJA VENCEDORA DESTA LICITAÇÃO, COMPROMETEMO-NOS A ENTREGAR OS PRODUTOS DENTRO DAS ESPECIFICAÇÕES DESTE EDITAL CONSTATANTE DO ANEXO I.

5- DECLARO QUE TODOS OS PRODUTOS OFERTADOS SÃO NOVOS, SEM USO E QUE NÃO SÃO, DE FORMA NENHUM, RESULTADO DE RECONDICIONAMENTO, REAPROVEITAMENTO OU REMANUFATURAMENTO.




E JOTA COMERCIO LTDA
Rua Antônio Drummond, 326
Bairro: Monte Castelo
Fortaleza - Ceará - CEP: 60.325-700

CNPJ: 45.132.753/0001-99
I.E: 07.044497-8
Fone: (85) 9 9404.5584
ejota.adm@gmail.com





e



6 - DECLARO QUE TEMOS PLENO CONHECIMENTO, ACETAMOS E CUMPRIREMOS TODAS AS OBRIGAÇÕES CONTIDAS NO PRESENTE EDITAL.

7 - DECLARAMOS AINDA QUE NÃO POSSUÍMOS NENHUM FATO QUE NOS IMPEÇA DE PARTICIPAR DESTA LICITAÇÃO.

8 - DECLARO QUE NOSSAS PROPOSTAS ECONÔMICAS COMPREENDEM A INTEGRALIDADE DOS CUSTOS PARA ATENDIMENTO DOS DIREITOS TRABALHISTAS ASSEGURADOS NA CONSTITUIÇÃO FEDERAL, NAS LEIS TRABALHISTAS, NAS NORMAS INFRALEGAIS, NAS CONVENÇÕES COLETIVAS DE TRABALHO E NOS TERMOS DE AJUSTAMENTO DE CONDUITA VIGENTES NA DATA DE ENTREGA DAS PROPOSTAS.

E JOTA COMERCE LTDA / E JOTA COMERCE

CNPJ: 45.132.753/0001-99 / CGF: 07.044497-8

ENDEREÇO: RUA ANTONIO DRUMOND, 326 - MONTE CASTELO - CEP. 60325-700 - FORTALEZA/CE.


FONE: (85) 99404-5584

E-MAIL: ejota.adm@gmail.com

JOÃO PAULO ALVES TAVARES - CPF: 037.199.894-88 / RG: 5929215

BANCO: BANCO DO BRASIL | AGÊNCIA: 1369-2 | CONTA: 250000-0

EJOTA COMERCE LTDA
CNPJ: 45.132.753/0001-99


João Paulo Alves Tavares
CPF: 037.199.894-88 / RG: 5929215
Titular Administrador

**JOAO PAULO
ALVES
TAVARES:037
19989488**

Assinado de forma
digital por JOAO
PAULO ALVES
TAVARES:03719989488
Dados: 2024.12.17
09:20:05 -03'00'





E JOTA COMERCE LTDA
Rua Antônio Drumond, 326
Bairro: Monte Castelo
Fortaleza - Ceará - CEP: 60.325-700

CNPJ: 45.132.753/0001-99
I.E: 07.044497-8
Fone: (85) 9 9404.5584
ejota.adm@gmail.com










emecal



Catálogo de Produtos

9 30

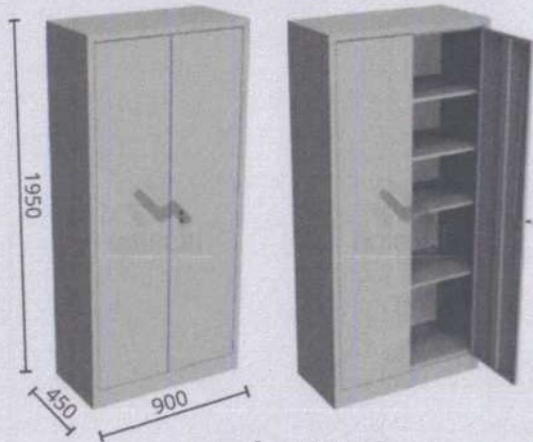
9



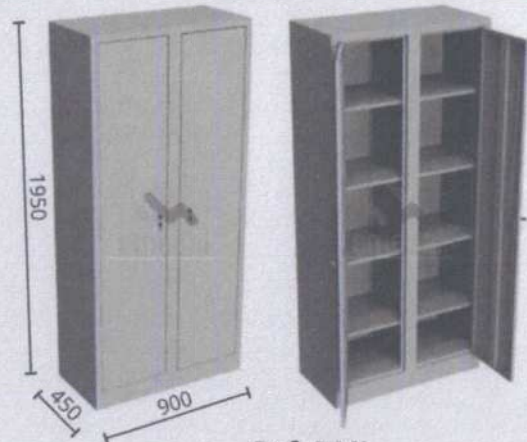
Armários



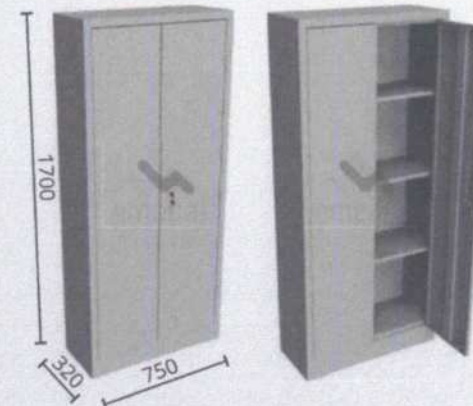
Ref: AMG1




Ref: AMG12



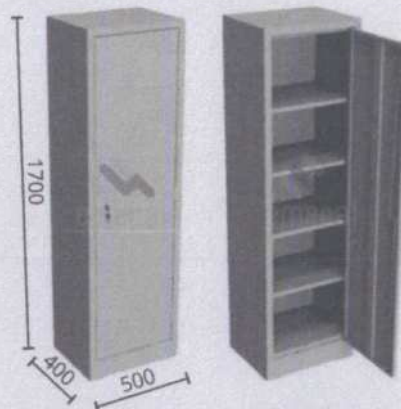
Ref: AMP1



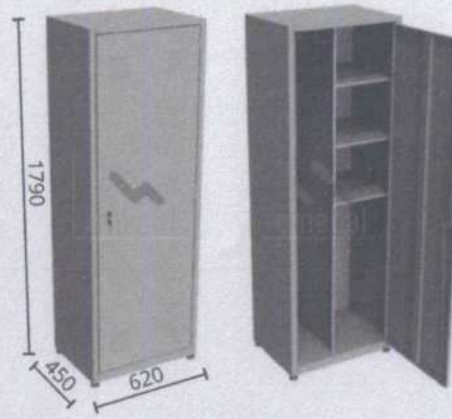
Ref: AMG120



Ref: DML




Ref: AML1



Kg
25 por prateleira


- Azul
- Branco
- Cinza
- Laranja
- Preto
- Verde
- Vermelho




Fechadura



Fechadura tipo maçaneta (opcional)




Hastes de travamento superior e inferior



Prateleiras reguláveis



Nivelador de piso (opcional)

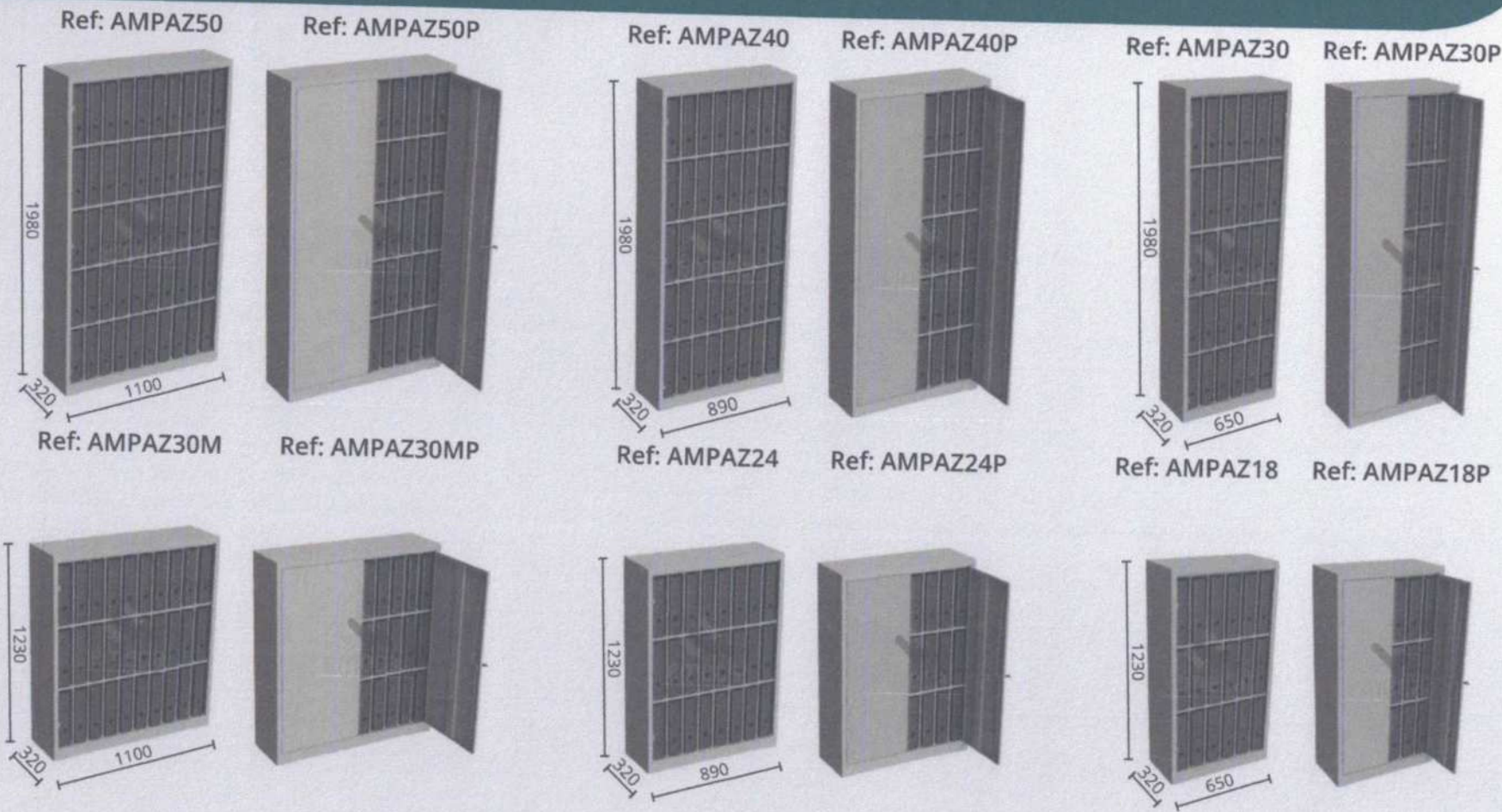


Pé em chapa reforçada (opcional)

Obs: AML1
- Prateleiras fixas
- Nivelador de piso incluso




Armários para pasta AZ



Kg
25 por prateleira

- Azul
- Branco
- Cinza
- Laranja
- Preto
- Verde
- Vermelho



Fechadura

Fechadura tipo maçaneta (opcional)

Hastes de travamento superior e inferior

Divisores fixos

Nivelador de piso (opcional)

Pé em chapa reforçada (opcional)

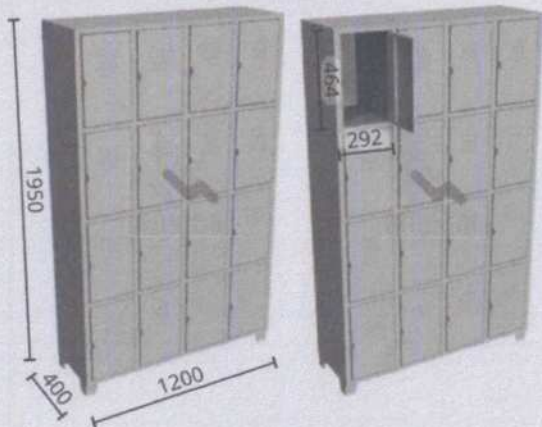
9 30

COMISSÃO DE PREÇOS
R\$ 804
Rubric

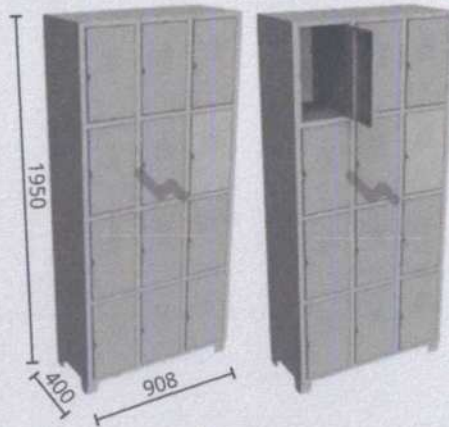
Roupeiros



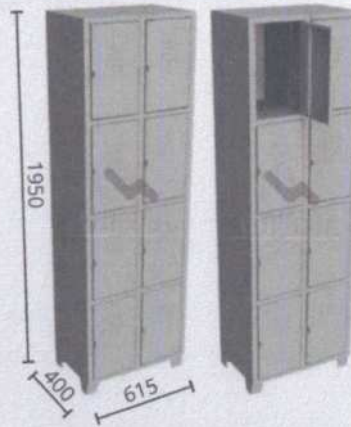
Ref: RP-16



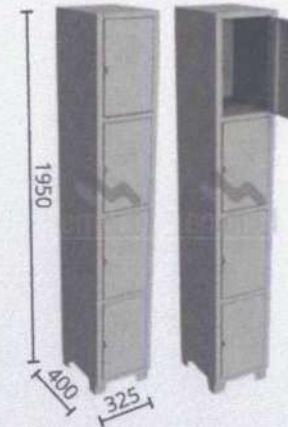
Ref: RP-12




Ref: RP-08



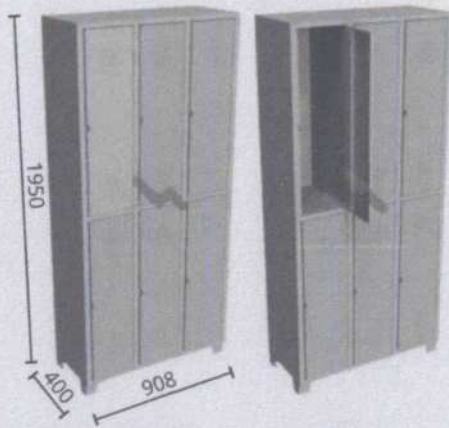
Ref: RP-04



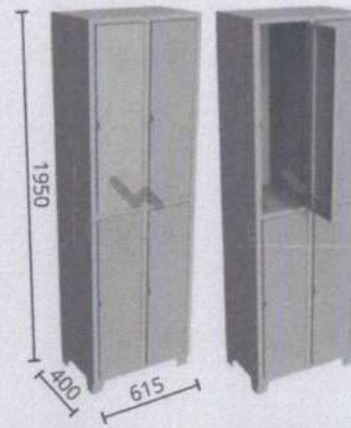
Ref: RP-80




Ref: RP-60



Ref: RP-40




Ref: RP-20



Kg
15 por
prateleira

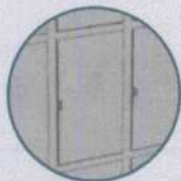
- Azul
- Branco
- Cinza
- Laranja
- Preto
- Verde
- Vermelho



Pitão




Fechadura




Porta embutida



Porta com reforço



Ventilação



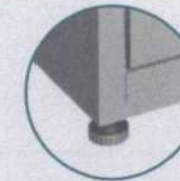
Porta-etiqueta (opcional)



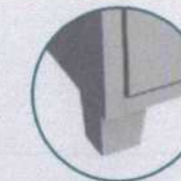
Prateleira (opcional)



Cabide



Nivelador de piso (opcional)



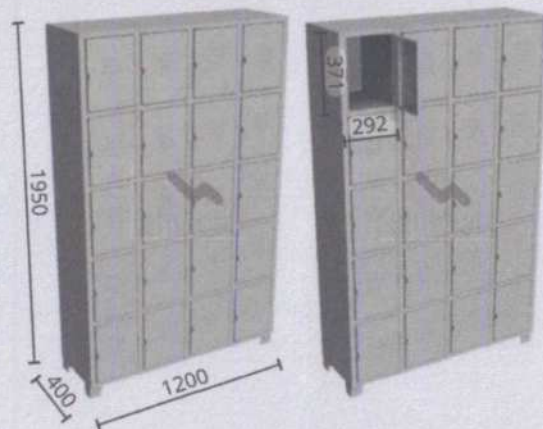
Pé em fibra reforçada

805
805
805

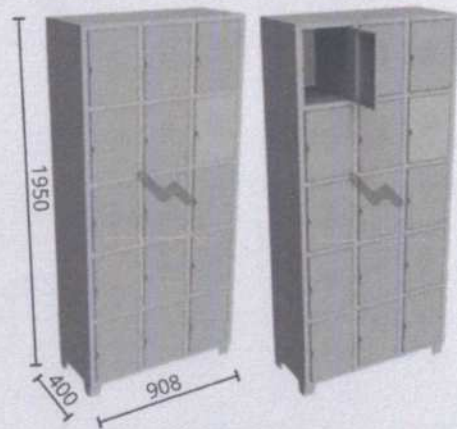
Roupeiros



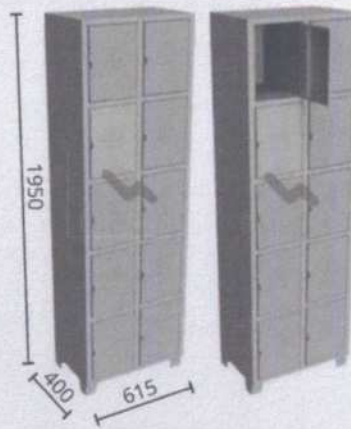
Ref: RP-200



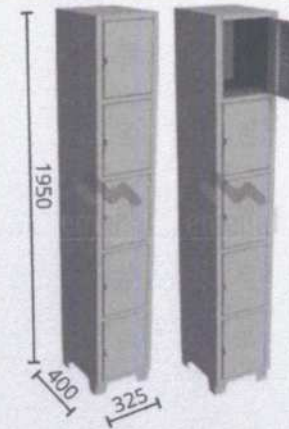
Ref: RP-150



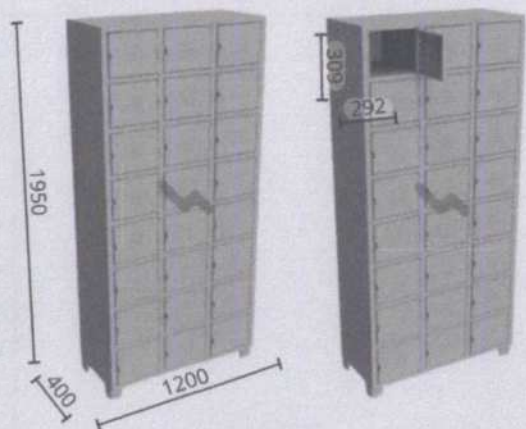
Ref: RP-100



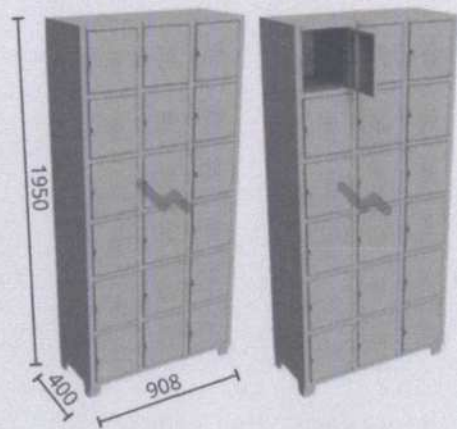
Ref: RP-50



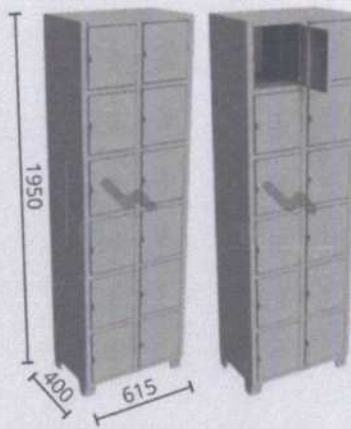
Ref: RP-24




Ref: RP-18



Ref: RP-120




Ref: RP-06




15 por prateleira

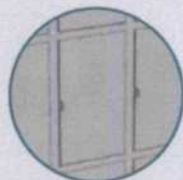
- Azul
- Branco
- Cinza
- Laranja
- Preto
- Verde
- Vermelho



Pitão




Fechadura



Porta embutida



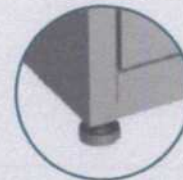
Porta com reforço




Ventilação



Porta-etiqueta (opcional)



Nivelador de piso (opcional)



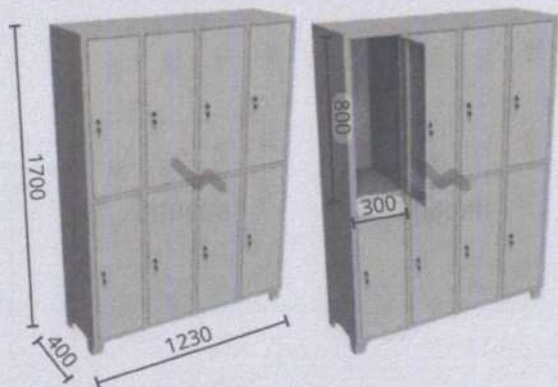
Pé em chapa reforçada



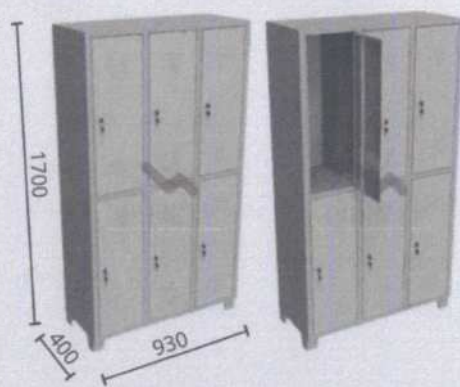
Roupeiros



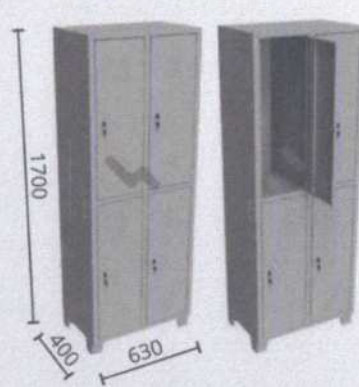
Ref: RP-8 NR-24.3




Ref: RP-6 NR-24.3



Ref: RP-4 NR-24.3

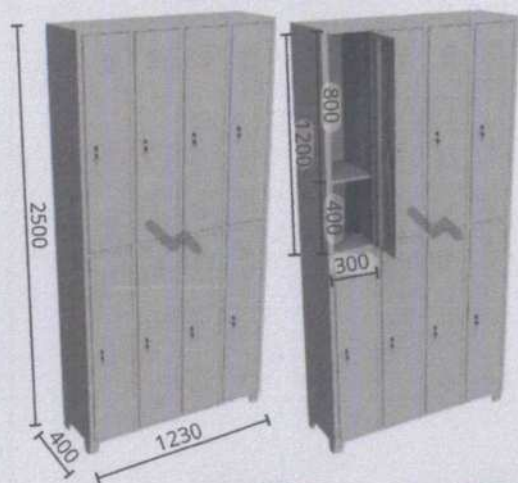


Ref: RP-2 NR-24.3




Kg
15 por
prateleira


Ref: RP-8 NR-24.1




Ref: RP-6 NR-24.1




Ref: RP-4 NR-24.1



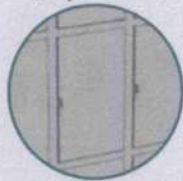
- Azul
- Branco
- Cinza
- Laranja
- Preto
- Verde
- Vermelho



Pitão




Fechadura




Porta embutida



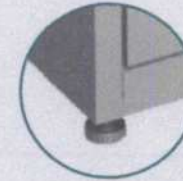
Porta com reforço



Ventilação



Porta-etiqueta (opcional)



Nivelador de piso (opcional)



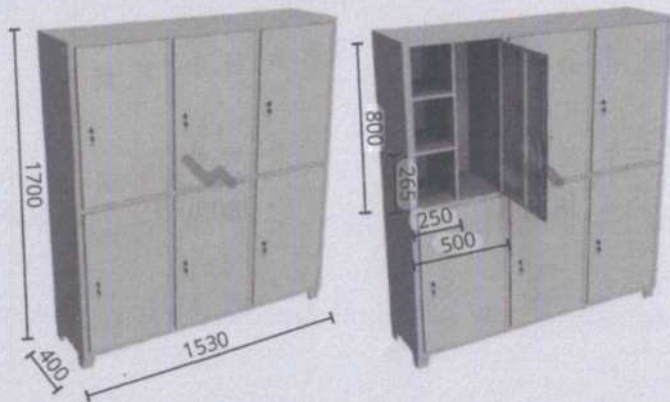
Pé em chapa reforçada



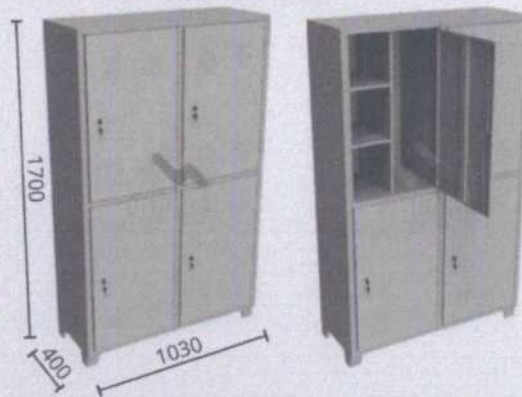
Roupeiros



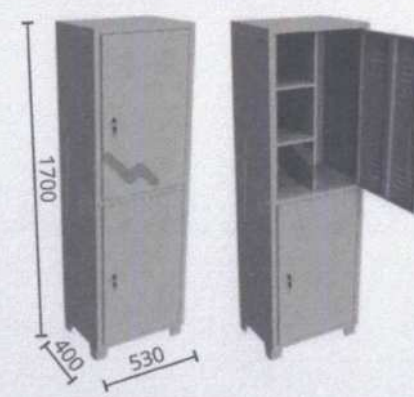
Ref: RP-6p NR-24.2



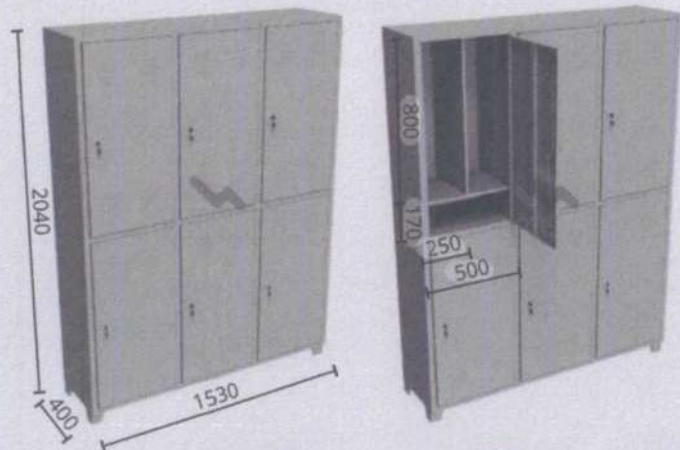
Ref: RP-4p NR-24.2



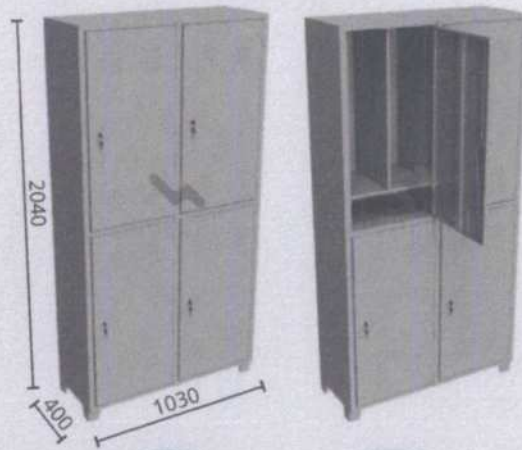
Ref: RP-2p NR-24.2



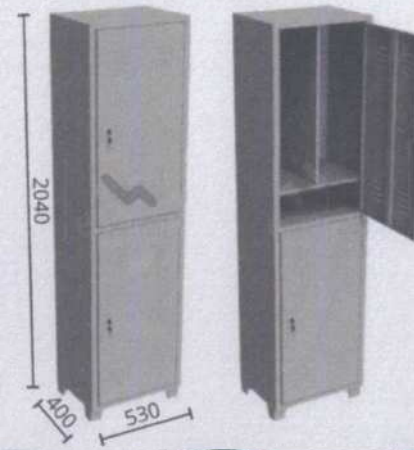
Ref: RP-6a NR-24.2



Ref: RP-4a NR-24.2




Ref: RP-2a NR-24.2



Kg
15 por
prateleira

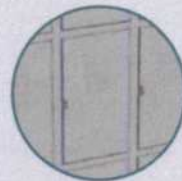
- Azul
- Branco
- Cinza
- Laranja
- Preto
- Verde
- Vermelho



Pitão
(opcional)




Fechadura




Porta
embutida




Porta
com reforço



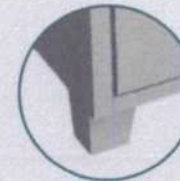
Ventilação



Porta-etiqueta
(opcional)



Nivelador de piso
(opcional)




Pé em chapa
reforçada

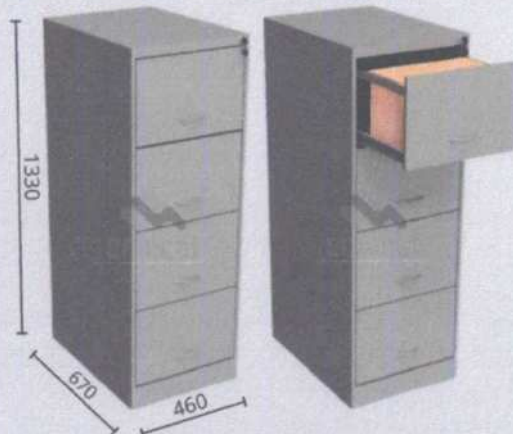


Arquivos

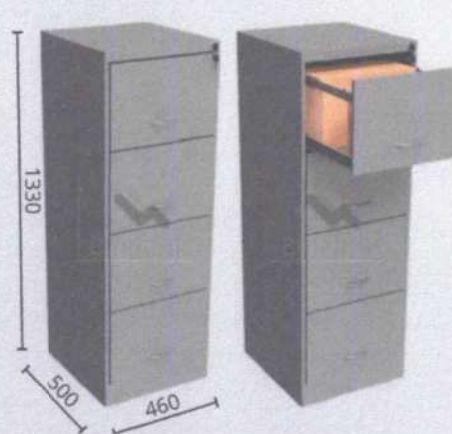
Ref: ARQ2604



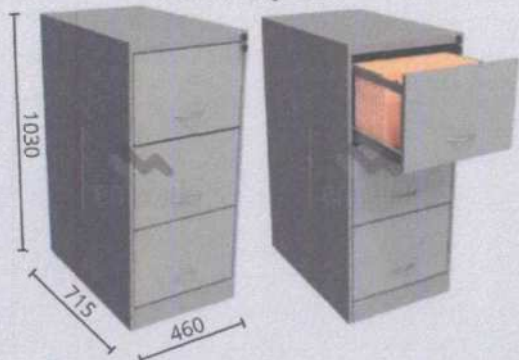
Ref: ARQ2604M



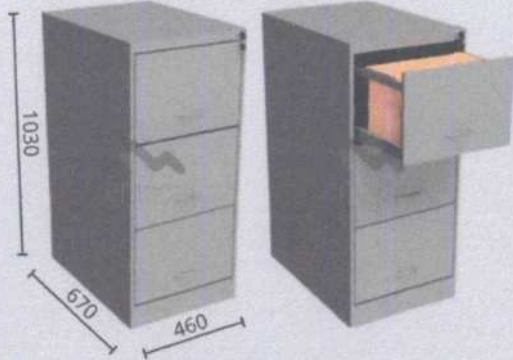
Ref: ARQ2604C



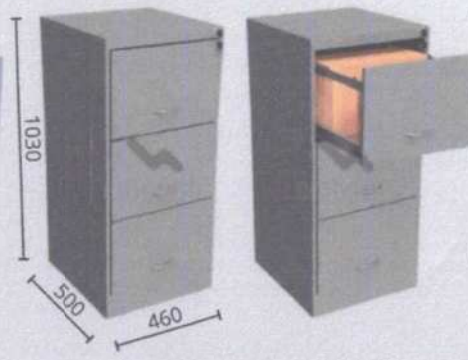
Ref: ARQ2603



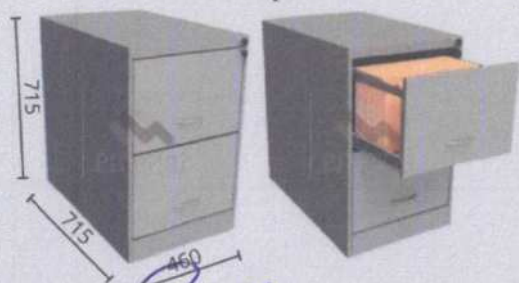
Ref: ARQ2603M



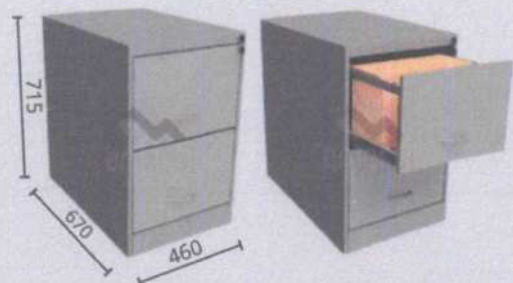
Ref: ARQ2603C




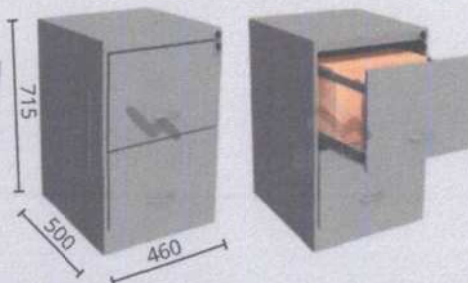
Ref: ARQ2602




Ref: ARQ2602M



Ref: ARQ2602C



Fechadura



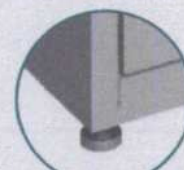
Maçaneta



Porta-etiqueta
(opcional)



Corrediça
telescópica
(opcional)



Nivelador de piso
(opcional)




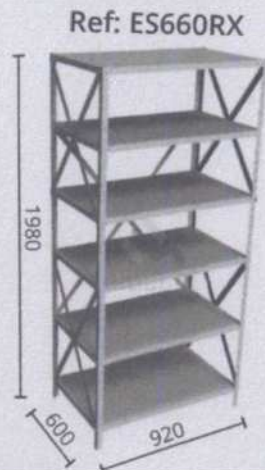
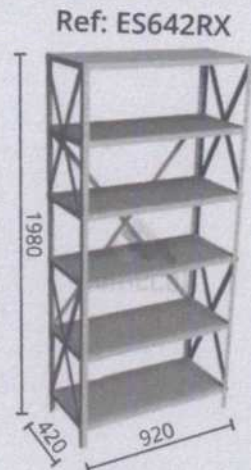
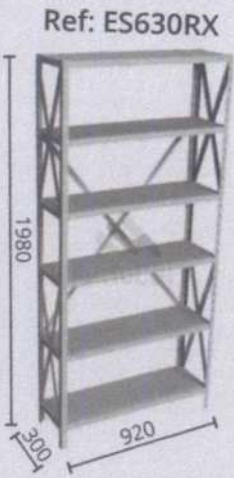







25 por gaveta

- Azul 
- Branco 
- Cinza 
- Laranja 
- Preto 
- Verde 
- Vermelho 



Estantes



Kg
25 por prateleira

- Azul
- Branco
- Cinza
- Laranja
- Preto
- Verde
- Vermelho



Prateleira com reforço




Prateleira com dobras duplas nas laterais e triplas na frontal e posterior (opcional)



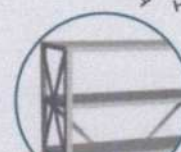
Coluna reforçada com 50mm entre furos



Sapata plástica



Painél fundo e lateral



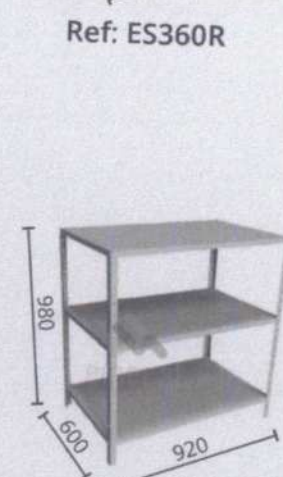

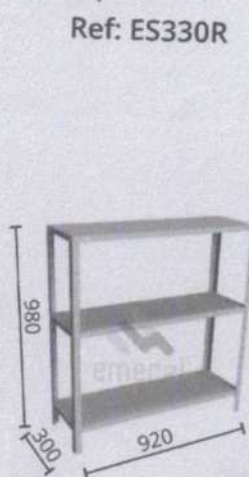
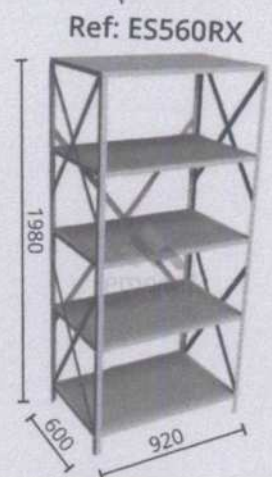
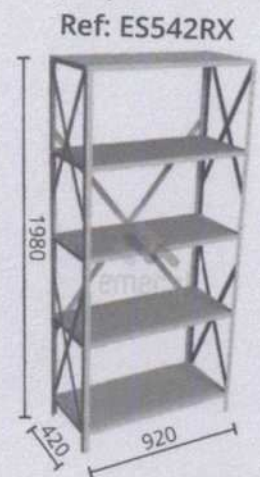
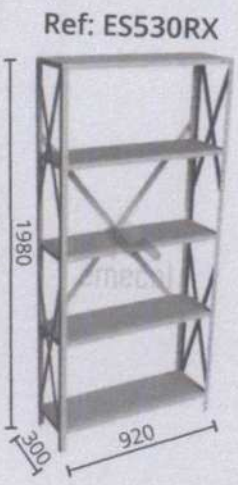


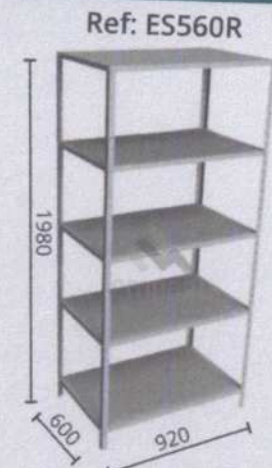
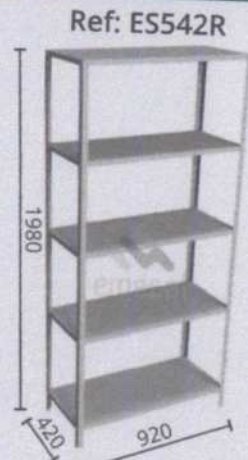

X fundo e lateral



Gaveta



Estantes



Kg
25 por prateleira


- Azul
- Branco
- Cinza
- Laranja
- Preto
- Verde
- Vermelho



Prateleira com reforço




Prateleira com dobras duplas nas laterais e triplas na frontal e posterior (opcional)



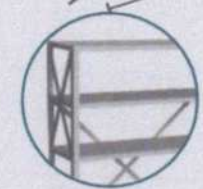
Coluna reforçada com 50mm entre furos



Sapata plástica



Painél fundo e lateral




X fundo e lateral




Estantes para biblioteca


Ref: ESBBD10




Ref: ESBBD12



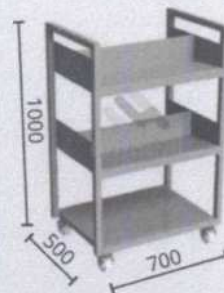
Ref: ESBBS5



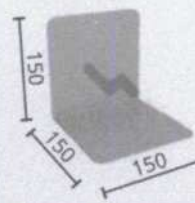
Ref: ESBBS6



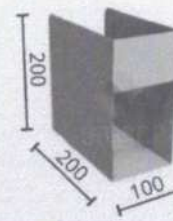
Ref: CARPL
carro para
livros



Ref: BBC15
bibliocanto




Ref: CXBB01
caixa
bibliográfica



Kg
25 por
prateleira


Ref: EXBPR10



Ref: EXBPR12



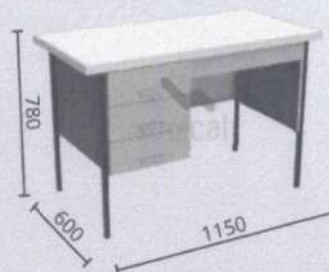
Ref: EXPR5



Ref: EXPR6



Ref: MES03
mesa para escritório



Ref: BANQA1
banqueta

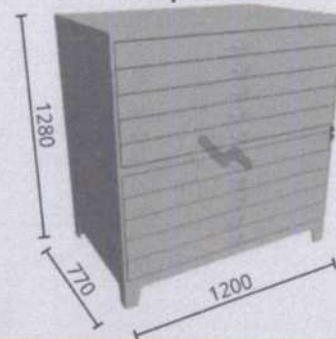


Ref: BANQB1
banqueta

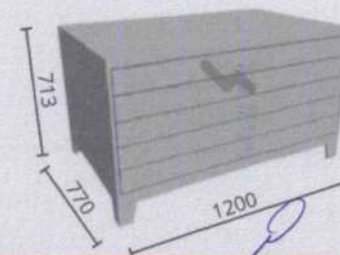


- Azul
- Branco
- Cinza
- Laranja
- Preto
- Verde
- Vermelho

Ref: MAP10
mapoteca




Ref: MAP05
mapoteca



Prateleira
com retentor
traseiro



Prateleira
reguláveis



Colunas com
espaços de 20mm
entre os furos



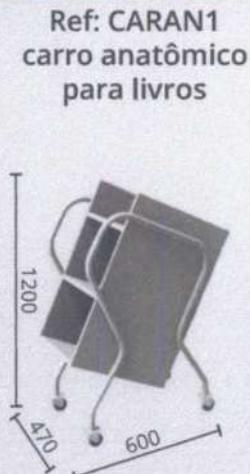
Prateleiras
com reforço




Nivelador de piso
(opcional)




Estante para biblioteca




Ref: PSD1
painél
sinalizador
duplo



Ref: BBC20S
bibliocanto
com
sinalizador



Ref: PSD1
painél
sinalizador
simple




Kg
25 por
prateleira


- Azul
- Branco
- Cinza
- Laranja
- Preto
- Verde
- Vermelho



Chapéu e base
parafusados



Prateleiras
de encaixe



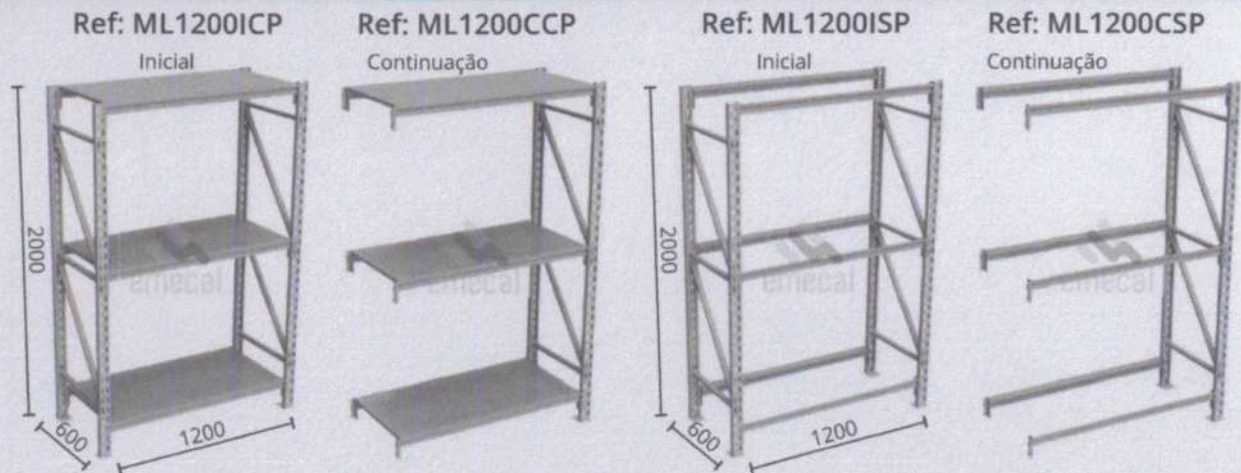
Laterais com
altura de 175mm
entre furos



Nivelador de piso



Estantes mini porta pallet




Longarinas de encaixe

Longarinas com aba para reter a prateleira

Laterais chumbadas no piso (opcional)




200 por nível



500 por nível

- Azul
- Branco
- Cinza
- Laranja
- Preto
- Verde
- Vermelho



Longarinas de encaixe



Longarinas com aba para reter a prateleira

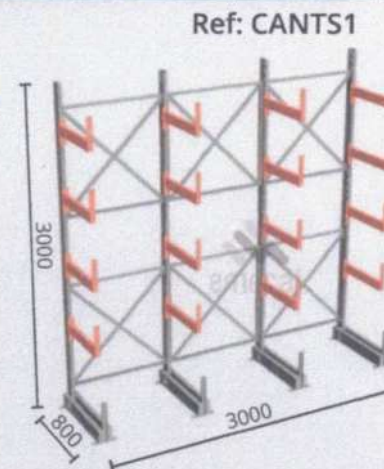
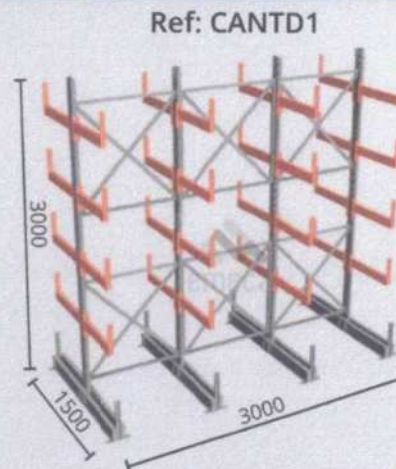
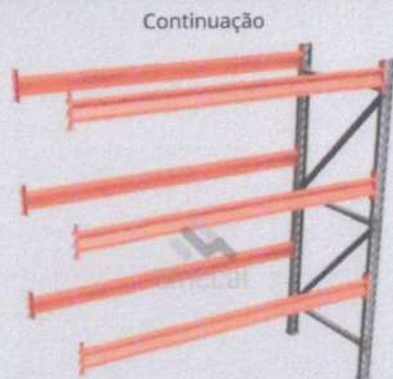
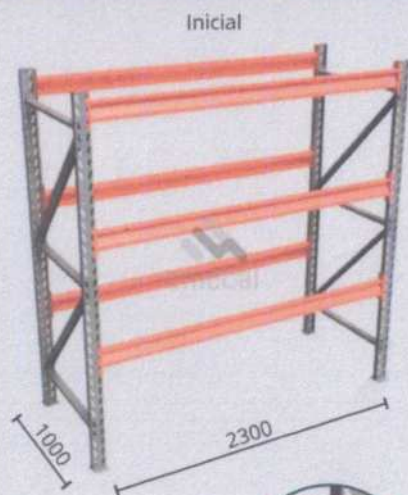


Laterais chumbadas no piso (opcional)

REF	DESCRIÇÃO
MP4600ICP	Inicial com 04 níveis 2000x1800x600mm com prateleira
MP4600CCP	Continuação com 04 níveis 2000x1800x600mm com prateleira
MP5600ICP	Inicial com 05 níveis 2500x1800x600mm com prateleira
MP5600CCP	Continuação com 05 níveis 2500x1800x600mm com prateleira
MP6600ICP	Inicial com 06 níveis 3000x1800x600mm com prateleira
MP6600CCP	Continuação com 6 níveis 3000x1800x600mm com prateleira

REF	DESCRIÇÃO
MP4800ICP	Inicial com 04 níveis 2000x1800x800mm com prateleira
MP4800CCP	Continuação com 04 níveis 2000x1800x800mm com prateleira
MP5800ICP	Inicial com 05 níveis 2500x1800x800mm com prateleira
MP5800CCP	Continuação com 05 níveis 2500x1800x800mm com prateleira
MP6800ICP	Inicial com 06 níveis 3000x1800x800mm com prateleira
MP6800CCP	Continuação com 6 níveis 3000x1800x800mm com prateleira

Porta pallet e cantilever



Kg
1000 por nível

Kg
1200, 2000 ou
2400 por nível



Longarinas
de encaixe



Laterais
chumbadas no
piso (opcional)





Braços
encaixados e
parafusados



Bases
chumbadas no
piso (opcional)

- Azul
- Branco
- Cinza
- Laranja
- Preto
- Verde
- Vermelho



Protetor
lateral
(opcional)



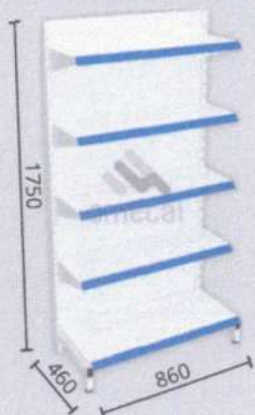
Protetor de
coluna
(opcional)

REF	DESCRIÇÃO
PP22I	Inicial com 02 níveis 2000x2300x1000mm
PP22C	Continuação com 02 níveis 2000x2300x1000mm
PP33I	Inicial com 03 níveis 3000x2300x1000mm
PP33C	Continuação com 03 níveis 3000x2300x1000mm
PP44I	Inicial com 04 níveis 4000x2300x1000mm
PP44C	Continuação com 04 níveis 4000x2300x1000mm
PP55I	Inicial com 05 níveis 5000x2300x1000mm
PP55C	Continuação com 05 níveis 5000x2300x1000mm
PP66I	Inicial com 06 níveis 6000x2300x1000mm
PP66C	Continuação com 06 níveis 6000x2300x1000mm

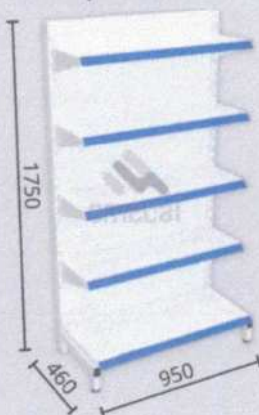


Gôndolas

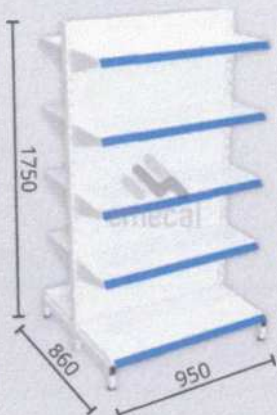
Ref: GLEC-02
cabeceira



Ref: GLEP-01
parede




Ref: GLEC-01
centro




Ref: GLER-01
rack




Ref: GLEC-02m
cabeceira



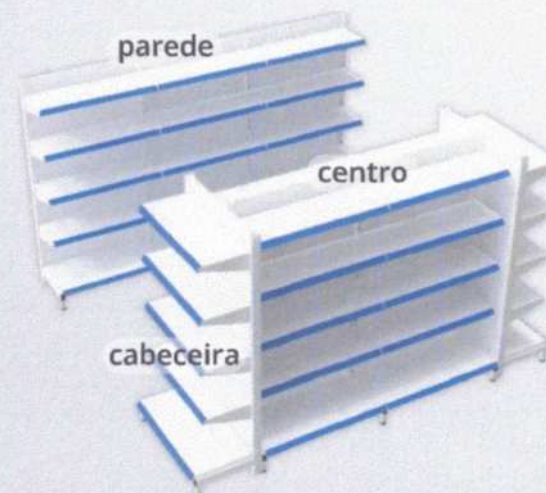

Ref: GLEP-01m
parede



Ref: GLEC-01m
centro



Ref: GLER-01m
rack



Kg
35 por prateleiras


- Azul
- Branco
- Cinza
- Laranja
- Preto
- Verde
- Vermelho



Coluna com
60mm entre
furos



Prateleiras
reguláveis
(encaixe)



Porta etiqueta
plástico




Nivelador de piso




Armários vitrine e linha hospitalar




Ref: AMV01_1




Ref: AMV01_2




Ref: AMV03_1



Ref: AMV03_2



Ref: CARMED
(Carro para medicamentos)



Maçaneta



Rodízio de 3"



Gaveta com divisores




Fechadura




Vidro na porta



Vidro na porta,
laterais e
prateleira




Haste de
travamento
da porta




Lingueta de
travamento
da porta



Prateleiras fixas

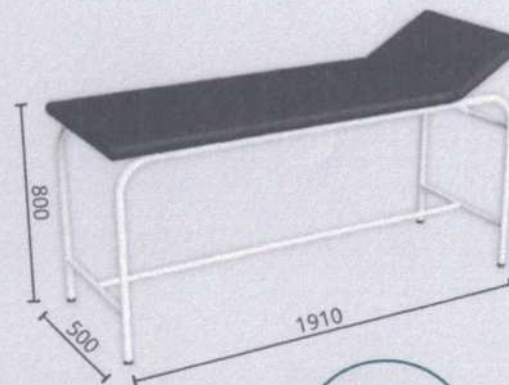


Prateleiras de
vidro
removíveis



Sapata plástica

Ref: DVC1
(Divã clínico)



Cabeceira
reclinável

Azul



Branco



Cinza



Laranja



Preto



Verde




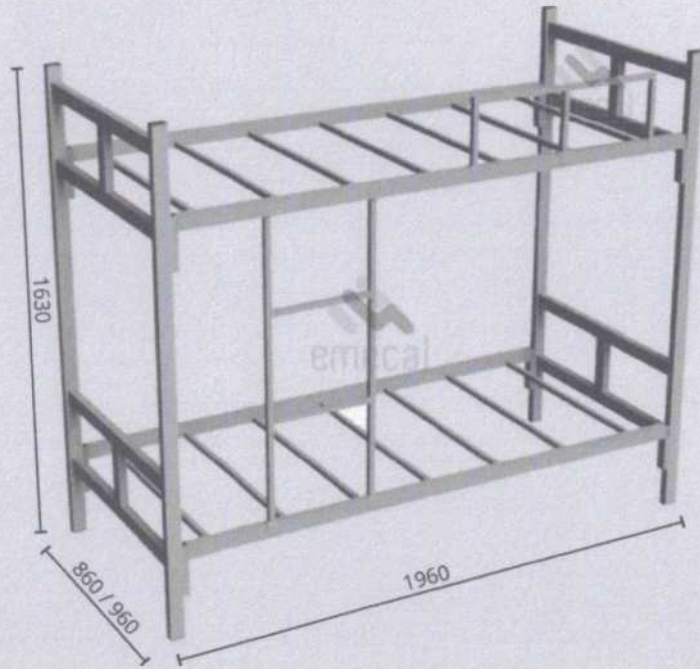
Vermelho




Beliche e cama

Ref: BEL86 / BEL96

Ref: CAM86 / CAM96



- Azul 
- Branco 
- Cinza 
- Laranja 
- Preto 
- Verde 
- Vermelho 



Ponteira plástica




Montagem de encaixe



Postes, pendentas, plafons e arandelas

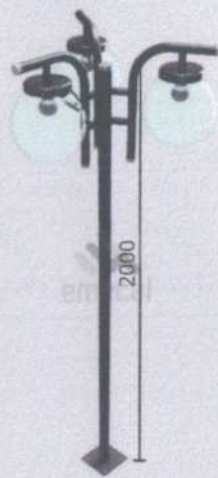
Ref: PC-01




Ref: PC-02



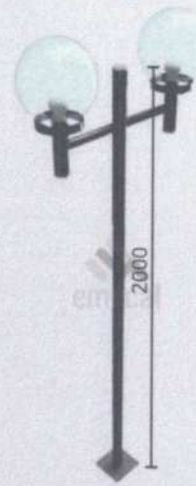
Ref: PC-03



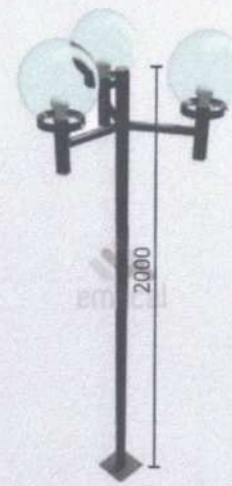
Ref: PO-01




Ref: PO-02



Ref: PO-03



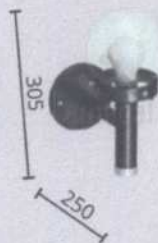
Ref: AC-10




Ref: AC-15



Ref: AR-10



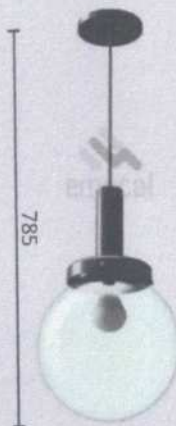
Ref: AR-15



Ref: PE-10



Ref: PE-15



Ref: PL-10



Ref: PL-15




- Azul 
- Branco 
- Cinza 
- Laranja 
- Preto 
- Verde 
- Vermelho 

Obs: Globos de vidro ou plástico, com abertura de 100 ou 150mm, (não inclusos)



Ref: FREV1



Ref: FREV2



Ref: FREV3



Ref: FREV4



- Azul 
- Branco 
- Cinza 
- Laranja 
- Preto 
- Verde 
- Vermelho 

Descrição:

Potência máxima por lâmpada: 60W ou 100W
Motor: Carcaça em alumínio fundido
Potência: 110V - 128W / 220V - 158W
Corrente: 110V - 0,9A / 220V - 0,7A
Capacitores: 110V - 10µF/250V / 220V - 6µF/250V
Frequência: 60 Hz
Garantia de 01 ano.



Handwritten signature

Handwritten mark



EMECAL - ELETROMECAÂNICA CALDAS EIRELI
Rua Cap. João Ferreira Lima, 500 - Dias Macedo
Fortaleza - Ceará - CEP:60860-220
www.emecal.com.br comercial@emecal.com.br



(85) 98850-5598 (OI)



(85) 2180-8845



CP

P

J Flex

INDÚSTRIA DE MÓVEIS PARA ESCRITÓRIO

COMISSÃO DE PREÇOS
Fls. 822
Rubric



85 - 3282 0876 / 3045 4073 / 3286 1934
contato@jflexind.com.br / www.jflexind.com.br

CADEIRAS

Flexo DE PREST. COM. Fls. 823 Rubric

LINHA SOFT

Presidente



PL 510



PL 520



PL 530



PL 531

Diretor



PL 425



PL 415



PL 425



PLF4P423



PLFT221



PLSF422

LINHA POP LUX

Presidente



PL 569



PL 561



PL 565



PL 540



PL 542



PL 460



PL 436



PL 430



PLFG451



PLSFG452



PLF4PG453

CADEIRAS TELA

Presidente

Diretor



TL 6010



TL 6020



TL 6030



TL 5010



TL 5020



TL 5030

LINHA FIBRA



TLF130



TLF120



TLF140



TLF5031



TLF5032

AUDITÓRIO



JCAD01EP



JCAD02EP



PLI20



CFE346CP



CFE345CP



CFE348CP



CFE346CPB



CADEIRAS

COMISSÃO DE PREÇOS
Fls. 825
Rubric

Flex

SECRETÁRIA



CG225



CG225B



CG255C



CG255CB



CFP204



CPFC240



CFT265



CFS268

POLIPROPILENO



CGPP231



CGPP 233CZ



CGPP232BR



CFPP250



CFPPB213

EXECUTIVA



CGE310



CGE330



CGE342BT



CGE342BC



CGE352



CGE352B



CFE345BC



CFE348BC



CFE346BC



CFE 345



CFE 348



CFE 346

CADEIRAS

CAIXA



Flex



CXPPA291



CXPPA294



CX292



CX283



CXM385



CXEM381



CXEM380



CXEMB383



CXBS1210



CX1230



SEC1260



LUG300



LUB305



LUF301



CFE030



BAP020



BAP025



BAP030



CGCC246



CGCC250



CGCC236



BGAF032



BGAR033

MOCHO



CGE352BC



CGE310BT



Handwritten signature



CFUG025



CFUG 015



JLCJES 077



CFUG 030



CFUG 035



CFUAM 050



CFUAM 052



CFUPP 19F



CFUPP 09X



CFUPP 049



CFUPP 029F



CFUD 04X



CFUD 06TX



CFUD 08SX



JCES1M4C



JCES1M6C PP



CJCIR8L



CJCM 02F



CJCM 03F



CJES 077



CFBLZU 05



CFUPP 059



CFUB 110



CFUB 130



CFUPP 079



LGINF 277



CAD 0393



MEP 330



MET 340



MAP 090



MA 090



JMI 070



MET 350



ME 360

LA

Q

LONGARINA

COMISSÃO DE PREÇOS
Fls. 829
Rubric

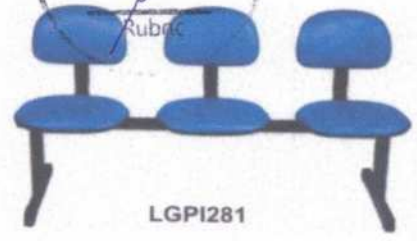
Flex



LGDIG476



LGEIBC383



LGPI281



LGDI500



LGEIBT383



LGGI283



LGDI510




LGEI310



LGPP297



LGDI476



LGEPOL03



LGPP291



LGDI475



LGEG373



LGPP296



LGD475X



LG485X



LGJPL279



LGDIG500



LGEPC03



LGPPB290

Handwritten initials and a signature.

ESCRIVANINHA




ED 1511



E1G1P 1200



E 1200




MP123BDC



MP102BDC



MDTC1213



E13025ABS



JMN60



RPABS20


ARMÁRIO AÉRIO




AP 020



AP 010



AP 030



AP 040

PROJETO ESCRITÓRIO



PE 01



PE 02



PE 03

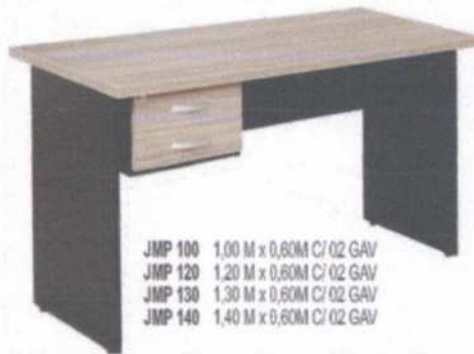
MESAS

COMISSÃO DE PREÇOS
Fls. 831
Rubric

MESA SECRETÁRIA



JMG 090 0,90 M x 0,60M C/ 02 GAV
JMG 100 1,00 M x 0,60M C/ 02 GAV
JMG 110 1,10 M x 0,60M C/ 02 GAV
JMG 122 1,20 M x 0,60M C/ 02 GAV



JMP 100 1,00 M x 0,60M C/ 02 GAV
JMP 120 1,20 M x 0,60M C/ 02 GAV
JMP 130 1,30 M x 0,60M C/ 02 GAV
JMP 140 1,40 M x 0,60M C/ 02 GAV



JMU 120 - MESA 1,20M x 0,60M TEC. REB.



JMU 121 - MESA 1,20M x 0,60M TEC.RET.



JMG 123 1,20M x 0,60M C/ 03 GAV
JMG 133 1,30M x 0,60M C/ 03 GAV
JMG 143 1,40M x 0,60M C/ 03 GAV
JMG 153 1,50M x 0,60M C/ 03 GAV
JMG 163 1,60M x 0,60M C/ 03 GAV



PÉ COM CALHA
COM NIVELADOR
ABS
CORR. TELESCÓPICA

MESA DELTA

GAVITEIRO OPCIONAL



JLM DT 1200 - 1,20M x 1,20M x 0,60M
JLM DT 1300 - 1,30M x 1,30M x 0,60M
JLM DT 1400 - 1,40M x 1,40M x 0,60M



JMF90 RB
0,90M x 0,60M - TEC. REB.
JMF 90 RT
0,90M x 0,60M - TEC. RET.


MESA PARA COMPUTADOR




JMC 080 RT
0,80M x 0,60M TEC RET.
JMC 080 RB
0,80M x 0,60M TEC REB



JLM DTP 1200 - 1,20M x 1,20M x 0,60M
JLM DTP 1300 - 1,30M x 1,30M x 0,60M
JLM DTP 1400 - 1,40M x 1,40M x 0,60M




JLAT 120
1,20M x 1,20M LARG x 0,60M PROF X 1,10M ALT




JLM 120 1,20 A LAT x 0,60M PROF x 0,80M LARG


KIT OFFICE



JCS 1160
JCS 1161



JCSA 1161




JCS 1170


ARMÁRIOS

Flex
COM. DE PREÇO
Fls. 832

ALTO



JAF 150 - 1,50M A x 0,75M L x 0,35M P
JAF 140 - 1,40M A x 0,60M L x 0,33M P



JAF 154 - 1,50M x 0,45M x 0,35M

VITRINE




AM5G200



A5G1P

SEMI-ABERTO



JASA 151 - 1,50M A x 0,75M L x 0,35M P
JASA 141 - 1,40M A x 0,60M L x 0,33M P



JASA 154 - 1,50M x 0,45M x 0,35M

MISTO




JAM 152 - 1,50M A x 0,80M L x 0,35 P

ABERTA



JESP 153 - 1,50M x 0,45M x 0,35M



JESP 150 1,50M x 0,45M x 0,35M

ARQUIVO P/ PASTA SUSPensa



JLAQ 04 - 1,32M x 0,45M x 0,45M




JLAQ 02 0,73M x 0,45M x 0,45M

ARMÁRIO BAIXO



JAB 120P 1,20M x 0,75M x 0,35M



JAB 120 1,20M x 0,75M x 0,35M



JAB 121 1,20M x 0,75M x 0,35M



JAB 122 1,20M x 0,75M x 0,35M



JG1P20 0,70M x 0,75M x 0,40M




JAG1P 0,70M x 0,45M x 0,40M



JAB 072 0,74M x 0,75M x 0,35



JAB 0704G - 0,74M x 0,75M x 0,35



JAB 0703G 0,74M x 0,75M x 0,35

9

GAVETEIROS



JGV M13
0,73M x 0,45M
x 0,45M



JG1P1G
0,73M x 0,45M x 0,45M



JG1P2G1PR
0,73M x 0,45M x 0,45M



JGV4G
0,73M x 0,45M x 0,45M



JGF2 - 02 GAVETAS
JGF3 - 03 GAVETAS
JGF2CM - 02 GAVETAS C/ CORREDIÇAS
JGF3CM - 03 GAVETAS C/ CORREDIÇAS

ACESSÓRIOS



JCP 002



TECLADO
RETRÁTIL

JRT 055



CONEXÃO



MESA GOTA

JMGT 090 - MESA 0,90 x 0,75M
JMGT 100 - MESA 1M x 0,75M
JMGT 110 - MESA 1,10M x 0,75M

ACESSÓRIOS

MESA REUNIÃO

REDONDA



JRD 100 - DIÂMETRO 1M
JRD 110 - DIÂMETRO 1,10M
JRD 120 - DIÂMETRO 1,20M

OVAL



JROV 250

RETANGULAR



JRABS 300

RETANGULAR



JRER 200

ESTAÇÃO DE TRABALHO



JE12024GV



JE1204G1P

AMBIENTES



MESA REFEITÓRIO



JLMRF 1400



JLMRFBX 1400



JMRFB 1500

COMPL. F. N. D. DE PREÇ. C.
Fls. 833
Rubric

60

9

CADEIRAS

JFlex

SECRETÁRIA



CG225



CG225B



CG255C



CG255CB



CFP204



CPFC240



CFT265



CFS268

W

P

P



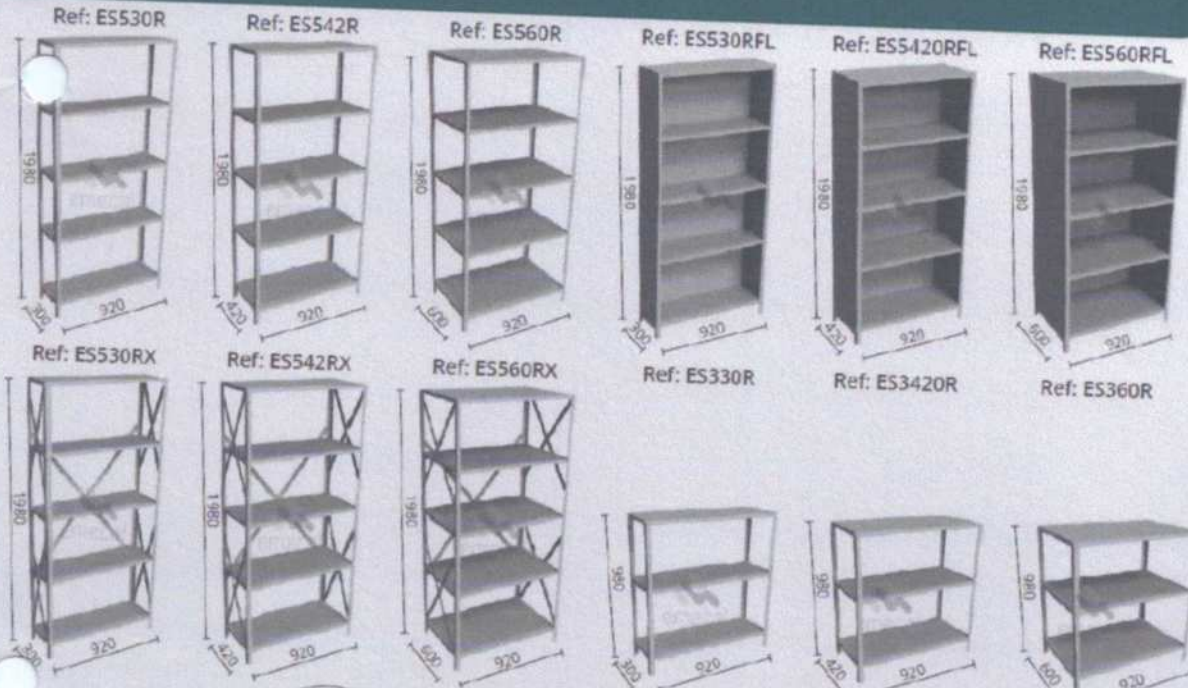
CG225

LA

P

P

Estantes



25 por prateleira

- Azul
- Branco
- Cinza
- Laranja
- Preto
- Verde
- Vermelho


- Prateleira com reforço
- Prateleira com dobras duplas nas laterais e triplas na frontal e posterior (opcional)
- Coluna reforçada com 50mm entre furos
- Sapata plástica
- Painel fundo e lateral
- X fundo e lateral

[Handwritten signature]

[Handwritten signature]

[Handwritten signature]

Ref: ES542R



1980

420

920



3

9

9


MESAS



MESA SECRETÁRIA



JMG 990 0,90 M x 0,60M C/ 02 GAV
JMG 100 1,00 M x 0,60M C/ 02 GAV
JMG 110 1,10 M x 0,60M C/ 02 GAV
JMG 122 1,20 M x 0,60M C/ 02 GAV




JMP 100 1,00 M x 0,60M C/ 02 GAV
JMP 120 1,20 M x 0,60M C/ 02 GAV
JMP 130 1,30 M x 0,60M C/ 02 GAV
JMP 140 1,40 M x 0,60M C/ 02 GAV



JMU 120- MESA 1,20M x 0,60M TEC. REB.



JMU 121 - MESA 1,20M x 0,60M TEC.RET.



JMG 123 1,20M x 0,60M C/ 03 GAV
JMG 133 1,30M x 0,60M C/ 03 GAV
JMG 143 1,40M x 0,60M C/ 03 GAV
JMG 153 1,50M x 0,60M C/ 03 GAV
JMG 163 1,60M x 0,60M C/ 03 GAV



PE COM CALHA
COM NIVELADOR
ABS
CORR. TELESCÓPICA

la

Q

Q

MESAS

MESA SECRETÁRIA



JMG 090	0,90 M x 0,60M C/ 02 GAV
JMG 100	1,00 M x 0,60M C/ 02 GAV
JMG 110	1,10 M x 0,60M C/ 02 GAV
JMG 122	1,20 M x 0,60M C/ 02 GAV

50

[Handwritten mark]

[Handwritten mark]